

# LANCER



 **MITSUBISHI MOTORS**

[www.mitsubishi-motors.com](http://www.mitsubishi-motors.com)

©2008 – 2009 Mitsubishi Motors Corporation. All rights reserved.  
Ge/E17C207Jul.07E Printed in Japan

  
**MITSUBISHI  
MOTORS**  
Drive@earth

# Singularly Irresistible

Something about the sleek lines and muscular profile speaks to your inner self, reminding you that you love to drive. Instinctively, your eyes caress Lancer's sporty physique; you envision yourself behind the wheel and the rest just falls into place. Lancer. The effect is undeniable.



02  
03



04  
05

## A Sporty Environment

Some people think victory tastes better when you have to work for it. Lancer doesn't entirely agree. The elliptical dashboard provides a racer's view of the road and beyond, while the intuitively laid out instrument panel and interior controls make success second nature.



06  
07

## One Driver, Four Jealous Passengers

Behind the wheel it's hard to remember that Lancer offers comfortable seating for five. Belying its racy, compact exterior is a sporty cabin that feels as large as life. Generously, you treat your passengers to a spectacular view, but reserve the pleasure of driving for yourself alone.

1600GLX shown with optional leather seats  
Equipment may vary according to market

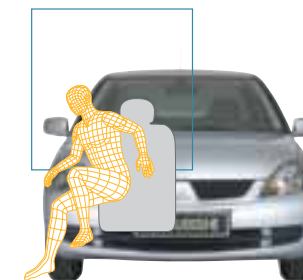
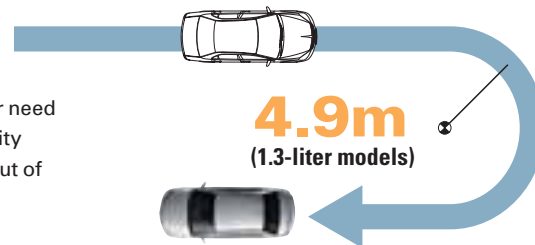
# Practically Inspired



08  
09

## Tight Cornering

Don't leave the safety of your driveway, and you might never need this. But out in the real world, Lancer's nimble maneuverability and 4.9m turning radius will come in handy for getting you out of tight spots, or into them, as the case may be.



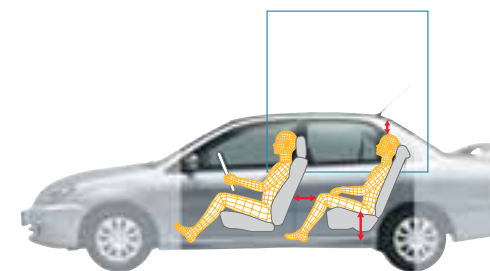
## Easy Access

You wouldn't think it looking at Lancer's streamlined, crouching profile, but the interior was designed for easy access. The raised hip-point of both the front and rear seats makes getting in and out of Lancer a graceful event, not a contortionist's challenge.



## Cargo Space

Even we have to admit that there's more to life than driving, which is why Lancer is built to help you enjoy those times when you're not on the road. The trunk-lid opens to near-vertical for convenient loading and unloading and the large capacity holds a fortune in good times. To make things even easier, the trunk-through design and 60/40 split rear seats let you haul extra-long cargo.



## Comfortable Seating

It's only fair that your passengers be able to enjoy Lancer as much as you. With its remarkably spacious interior, raised seat position and inclined rear seatbacks, their view will be almost as good as yours. Except you get to drive. The rear seats also offer an unexpected amount of head- and legroom, making the interior feel more spacious than the sporty exterior would suggest. And for the front passenger, the sliding and reclining adjusters can be positioned to fit any body type.



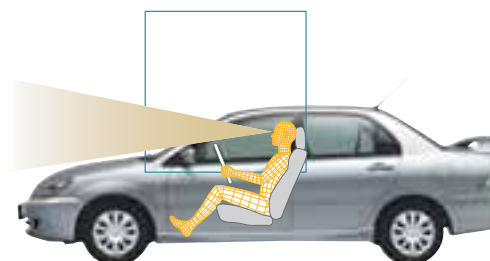
Wide-opening trunk-lid for easier access



Large capacity trunk for convenient storage



Rear seats fold down to accommodate long cargo



## All-around Visibility

Because you can't command what you can't see, a good field of view is vital for driving maneuverability. Lancer has a new perspective. With its high seating, sporty low dashboard and a design that all but eliminates blind spots, Lancer puts you in a very enviable position.

# Inner Beauty

## INVECS-III with CVT



It doesn't choose what road you take, but it knows how you want to drive it. INVECS (Intelligent & Innovative Vehicles Electronic Control System) uses two shift control programs to complement the way you drive. Optimum Shift Control analyzes road conditions and driving style, instantly comparing them to its vast database of shifting patterns to determine the best balance of power, control and efficiency. Adaptive Shift Control studies

your driving style – shift, acceleration and brake timing – and learns to anticipate your every move in a range of driving conditions. Optimally tuned to work with the seamless shifting of CVT, INVECS-III offers two ranges beyond the normal driving range "D". For sporty driving, the "Ds" range delivers sharper performance during acceleration and deceleration. The low-ratio "L" range is effective for going down steep hills and for enhanced engine braking.

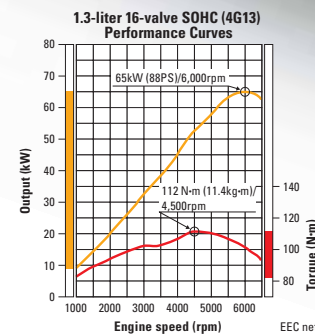
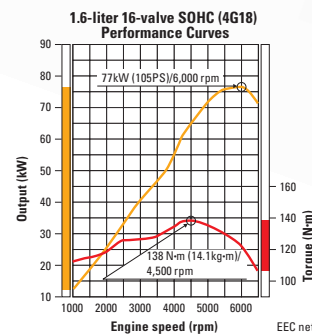


### CVT

Available only on 1.6-liter models, Lancer's CVT (Continuously Variable Transmission) achieves what engineers said couldn't be done: on-demand stepless shifting that's smooth, quiet and efficient. In contrast to traditional automatic gearshift systems, the variable diameter pulley system uses just two pulleys linked by a single steel belt to provide a smooth transition through all gear ratios. Because engine power is continuously transferred, CVT eliminates shift-shock and power lag, replacing them with real-time sporty performance.

## 1.6-liter & 1.3-liter Engines

Generating up to 77kW (105PS) of power, the 16-valve SOHC 1.6-liter engine with ECI-MULTI (electronically controlled multi-point fuel injection) has the torque to get you quick off the block and the power to keep you in the fast lane. And while other engines gulp down fuel like a lukewarm latte, this efficient power station gets the energy of a double espresso from every sip. An even leaner 1.3-liter model is also available.



## INVECS-II 4AT



The 4-speed automatic augments complete driving convenience with the gear-shifting performance enhancements of INVECS-II. Using a clutch-to-clutch control system that's lighter than a conventional one-way clutch, with a program that utilizes feedback to minimize fluctuations in torque and acceleration, this 4AT enables smoother gear changes and optimum engine performance.


## 5MT



Rally purists will opt for the sporty performance of the smooth-shifting 5-speed manual that offers the primal excitement of hands-on engine performance. This precisely tuned system features keyless synchronizers on all gears to achieve a superior shift-feel, so you know no one is calling the shots but you.



Front MacPherson Strut Suspension



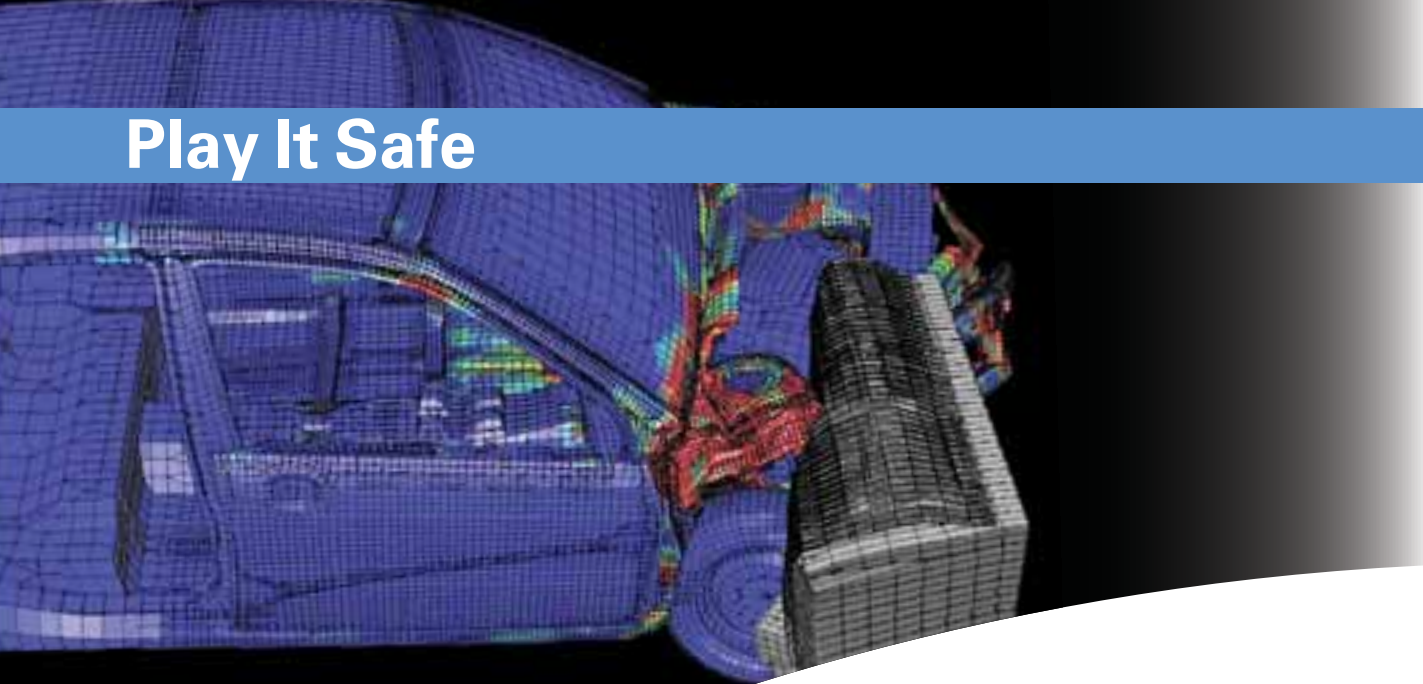
Rear Multi-link Suspension



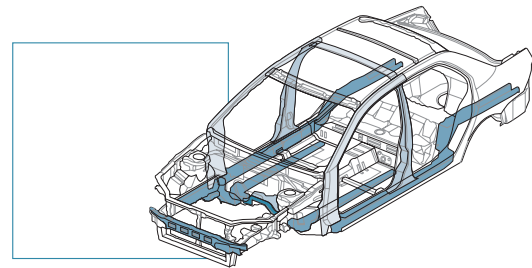
## Body & Suspension

Lancer's precision-balanced road handling is the result of a comprehensive approach. Ideally matching the rigid body design with the all-wheel independent suspension system achieves excellent straight-line stability and cornering performance that's nothing short of total control over the way you want to drive the road. Gleaned from some of the world's most challenging courses, the rally-proven suspension system incorporates front MacPherson struts and a rear multi-link system. The front assembly features a lower roll center for additional stability and control when accelerating into corners. Re-tuned for smoother, more predictable response, the rear suspension's increased rebound and the optimized link positioning of the three arms work to achieve a supple ride on a variety of road surfaces. Behind the wheel, passionate drivers benefit from the extremely well balanced system that appreciates the need for excellent performance and comfortable driving.

# Play It Safe



12  
13



## RISE Body

Bumper to bumper, Lancer was designed with safety in mind, starting with the RISE (Reinforced Impact Safety Evolution) body. Built to protect occupants, it features front and rear crumple zones that absorb impact and diffuse damage. In contrast, the cabin and doors have been reinforced with rigid beams that hold their shape and redirect impact energy away from you and your passengers.



## ABS and EBD

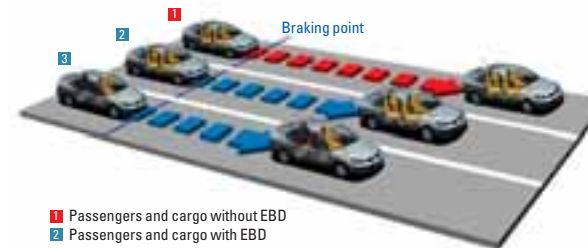
While Lancer offers an exhilarating driving experience, sooner or later you'll have to stop. And when you do, rest assured that the ABS with EBD system will be working with the ventilated front disc and rear drum brakes to make sure you come to a safely controlled stop.



1 Without ABS  
2 With ABS

## Anti-lock Braking System

If the road tries to throw you a curve, you'll be ready. By pressing the brakes, ABS activates them thousands of times a second, preventing tire-lock and letting you steer safely around obstacles while braking to reduce speed.



1 Passengers and cargo without EBD  
2 Passengers and cargo with EBD  
3 Driver only with EBD

## Electronic Brake-force Distribution

Newton teaches that the heavier the object, the more effort needed to stop it. EBD applies this lesson by automatically increasing rear braking force to reduce stopping distances regardless of your load and road conditions.

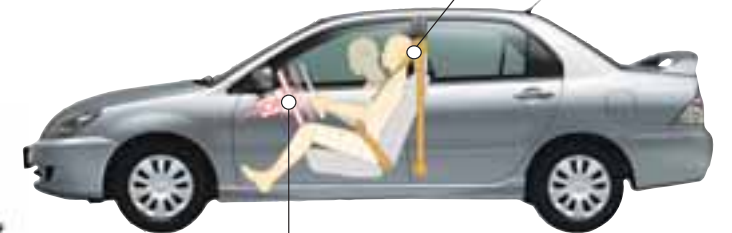
## Dual Airbags



As much as you love to take charge, the one thing you can't control is the other driver. Fortunately, Lancer features dual SRS front airbags so that both you and your passenger can have peace of mind to enjoy the journey.

## 3-point ELR Seatbelts

They may look simple, but there's a lot of technology behind Lancer's ELR (Emergency Locking Retractor) seatbelts. During sudden stops, the belts automatically engage and retract to keep you safely in your seat.



## Collapsible Steering Column

In the event of a head-on collision, Lancer's steering column is intelligently designed to telescope inward on impact, significantly increasing safety for the driver.



# 1600GLX/1300GLX/1300GL

## 1600GLX/1300GLX



1600GLX Deep Blue Mica [T54]



1300GLX Warm Silver Metallic [A17]

### Standard Interior

- Gray interior with high-grade fabric seats
- Black wood-print accent panels (instrument panel)
- Dark titanium-colored accent panels (floor console)



## 1300GL



White Solid [W37]



Medium Purplish Gray Mica [A39]

### Standard Interior

- Gray interior with standard fabric seats
- Dark argent accent panels (instrument panel)



# Package Options for GLX

## Luxury Gray Package

- Exterior**
- 15-inch light alloy wheels
  - Front foglamps
  - Front airdam
  - Side airdams
  - Side protector moldings
  - Rear airdam



1600GLX Black Mica [X42]



1600GLX Cool Silver Metallic [A31]

- Interior**
- 3-spoke leather-wrapped steering wheel
  - Gray leather seats
  - Driver's SRS front airbag
  - Chrome-plated inner door handles



## Sports Exterior Package

- Exterior**
- Halogen headlamps with black bezels
  - Rear combination lamps with clear lenses
  - Side airdams
  - Rear spoiler with high-mount stop lamp
  - Roof antenna



1300GLX Cool Silver Metallic [A31]



1600GLX Wine Red Metallic [R20]

## Elegance Beige Package

- Interior**
- Beige interior with high-grade fabric seats
  - Dark titanium-colored accent panel (instrument panel and floor console)



## Standard and Optional Equipment

| Model  | Price class   | Engine   | Transmission | 1600 GLX           | 1300 GLX           | 1300 GL            |
|--|---|--|--------------|--------------------|--------------------|--------------------|
|  |   |  |              | 1.6L<br>5MT<br>CVT | 1.3L<br>5MT<br>4AT | 1.3L<br>5MT<br>4AT |
| <b>Performance</b>   | Engines   | 1.6-liter 16-valve SOHC ECI-MULTI engine (4G18)  | ■            | -                  | -                  |                    |
|  |   | 1.3-liter 16-valve SOHC ECI-MULTI engine (4G13)  | -            | ■                  | ■                  |                    |
|  | Transmissions   | 5-speed manual transmission (5MT models only)  | ■            | ■                  | ■                  |                    |
|  |   | INVECS-III CVT (Continuously Variable Transmission) (CVT models only)  | ■            | -                  | -                  |                    |
| Tires and wheels   |   | INVECS-II 4-speed automatic transmission (4AT models only)   | -            | ■                  | ■                  |                    |
|  |   | 195/60R15 tires with 15-inch full wheel covers   | ☑01          | -                  | -                  |                    |
|  |   | 185/65R14 tires with 14-inch full wheel covers   | ☑02          | -                  | ■                  |                    |
|  |   | 195/60R15 tires with 15-inch light alloy wheels  | ☑03          | -                  | -                  |                    |
| <b>Safety</b>  | ABS (Anti-lock Braking System) with EBD (Electronic Brake-force Distribution)   |  | ☑            | ☑                  | -                  |                    |
|  | SRS airbags   | Driver's and front passenger's front SRS airbags / 3-spoke steering wheel                                      | ☑            | ☑                  | -                  |                    |
|  |   | Driver's front SRS airbag / 3-spoke steering wheel   | ☑            | ☑                  | -                  |                    |
|  | Seatbelts   | Front 3-point ELR seatbelt x 2   | ■            | ■                  | ■                  |                    |
|  |   | Height-adjustable front seatbelt anchors   | ☑05          | ■                  | ■                  |                    |
|  |   | Rear 3-point ELR seatbelt x 2 and 2-point center lapbelt x 1   | ☑06          | ■                  | ■                  |                    |
|  | Side door impact bars   |  | ■            | ■                  | ■                  |                    |
|  | Child-protection rear door locks  |  | ■            | ■                  | ■                  |                    |
|  | High-mount stop lamp  |  | ☑07          | ■                  | ■                  |                    |
|  | Engine immobilizer  |  | ☑08          | -                  | -                  |                    |
| <b>Exterior</b>  | Color-keyed front grill   |  | ■            | ■                  | ■                  |                    |
|  | Halogen headlamps with silver bezels  |  | ■            | ■                  | ■                  |                    |
|  | Front fog lamps   |  | ☑09          | ☑                  | ☑                  |                    |
|  | Front airdam  |  | ☑10          | ☑                  | -                  |                    |
|  | Side airdams  |  | ☑11          | ☑                  | -                  |                    |
|  | Rear airdam   |  | ☑12          | ☑                  | -                  |                    |
|  | Rear spoiler with high-mount stop lamp  |  | ☑13          | ☑                  | -                  |                    |
|  | Windows   | Laminated green windshield glass / Ultra violet ray-absorbing front door glass                                 | ■            | ■                  | ■                  |                    |
|  |   | Tempered green front and rear door glass and rear window glass / Rear window defogger                          | ■            | ■                  | ■                  |                    |
|  | Variable intermittent windshield wipers and washers   |  | ■            | ■                  | ■                  |                    |
|  | Color-keyed power door mirrors  |  | ☑14          | ■                  | ☑                  |                    |
|  | Black power door mirrors  |  | -            | -                  | ■                  |                    |
|  | Color-keyed outer door handles  |  | ☑15          | ■                  | ☑                  |                    |
|  | Black outer door handles  |  | -            | -                  | ■                  |                    |
| Chrome-plated outer door handles                           |   | ☑16  | ☑            | -                  |                    |                    |
| Color-keyed side protector moldings                        |   | ☑17  | ☑            | -                  |                    |                    |
| Front mudguards  |   | ☑18  | ■            | ■                  |                    |                    |
| Rear mudguards   |   | ☑18  | ☑            | ☑                  |                    |                    |
| <b>Cockpit</b>   | 3-spoke leather-wrapped steering wheel with airbag / Leather-wrapped gearshift knob and parking brake lever   |  | ☑19          | ☑20                | -                  |                    |
|  | Power steering / Tilt-adjustable steering column  |  | ☑21          | ■                  | ■                  |                    |
|  | Back-lit meters and gauges with tachometer and rheostat   |  | ☑22          | ■                  | ☑                  |                    |
|  | Back-lit speedometer and gauges with rheostat   |  | -            | -                  | ■                  |                    |
|  | Aluminum pedals   |  | ☑23          | ☑                  | -                  |                    |
|  | Leather seats   |  | ☑*1          | ☑*1                | -                  |                    |
| <b>Seats</b>   | Front seats   | Manual sliding and reclining adjusters / Driver's seat manual height adjuster / Height-adjustable headrest x 2 | ☑24          | ■                  | ■                  |                    |
|  | Rear seats  | 60:40 split seatback bench seat with trunk-through / Center armrest with cup holders                           | ☑25          | ■                  | -                  |                    |
|  |   | Bench seat   | -            | -                  | ■                  |                    |
|  | Black wood-print accent panels (instrument panel)   |  | ☑26          | ■                  | ☑                  |                    |
|  | Dark argent accent panels (instrument panel)  |  | ☑27          | -                  | ■                  |                    |
|  | Chrome-plated inner door handles  |  | ☑28          | ☑                  | ☑                  |                    |
|  | Digital quartz clock  |  | ■            | ■                  | ■                  |                    |
|  | Glove box   |  | ■            | ■                  | ■                  |                    |
|  | Front cup holders on floor console  |  | ☑29          | ■                  | ■                  |                    |
|  | Floor console box with cloth covered lid  |  | ☑30          | ■                  | ☑                  |                    |
| Front door pockets   |   | ■  | ■            | ■                  |                    |                    |
| Cigarette lighter / Front ashtray                          |   | ■  | ■            | ■                  |                    |                    |
| Rear ashtray on behind floor console box                   |   | ■  | ■            | ☑                  |                    |                    |
| Fuel lid opener / Trunk lid opener                         |   | ■  | ■            | ■                  |                    |                    |
| Vanity mirror with lid and ticket holder for sunvisors     |   | ☑31  | ■            | ■                  |                    |                    |
| Cabin lamps  | Front room lamp with map lamps  | ☑  | ☑            | ☑                  |                    |                    |
|  | Rear room lamp  | ■  | ■            | ■                  |                    |                    |
| Day-and-night rearview mirror                              |   | ■  | ■            | ■                  |                    |                    |
| Retractable assist grip x 3 / Coat hanger x 1              |   | ☑32  | ■            | ■                  |                    |                    |
| <b>Comfort and Convenience</b>                             | Ventilation   | Manually controlled air conditioner with air filter  | ☑33          | ☑                  | ☑                  |                    |
|  |   | Manually controlled heater with air filter   | ■            | ■                  | ■                  |                    |
|  | Central door locking system   |  | ■            | ■                  | ☑                  |                    |
|  | Keyless entry system  |  | ☑34          | ☑                  | -                  |                    |
|  | Power windows   |  | ☑35          | ■                  | ☑                  |                    |
| Power tilt and sliding sunroof with anti-trapping function |   | ☑36  | ☑            | ☑                  |                    |                    |
| <b>Audio and Media</b>                                     | 4 speakers  |  | -            | -                  | ☑                  |                    |
|  | 2 speakers  |  | -            | -                  | ■                  |                    |
|  | AM/FM radio, 6-CD player and cassette player  |  | ☑37          | ☑                  | ☑                  |                    |
|  | AM/FM radio and cassette player   |  | ☑38          | ☑                  | ☑                  |                    |
|  | Pillar antenna  |  | ■            | ■                  | ■                  |                    |
|  | Roof antenna  |  | ☑39          | ☑                  | -                  |                    |
| <b>Package Options</b>                                     | <b>Sports Exterior Package:</b> Halogen headlamps with black bezels / Rear combination lamps with clear lenses / Side airdams / Rear spoiler with high-mount stop lamp / Roof antenna   |  | ☑11          | ☑13                | ☑39                |                    |
|  |   |  | ☑40          | ☑41                | -                  |                    |
|  | <b>Elegance Beige Package:</b> Beige interior / Dark titanium-colored accent panels (instrument panel and floor console)  |  | ☑42          | ☑                  | -                  |                    |
|  | <b>Luxury Gray Package:</b> 15-inch light alloy wheels / Driver's SRS airbag / 3-spoke leather-wrapped steering wheel / Front fog lamps / Front airdam / Side airdams / Rear airdam / Side protector moldings / Gray leather seats / Chrome-plated inner door handles |  | ☑03          | ☑09                | ☑10                |                    |
|  |   | ☑12  | ☑17          | ☑19                |                    |                    |
|  |   | ☑28  | -            | -                  |                    |                    |

■: Standard ☑: Optional -: Not available

\*1: Available for LHD models only

Note: Some equipment may vary in appearance or availability according to market. Please consult your local dealer/distributor for more detailed information.

## Amenities and Equipment for Driving Comfort

195/60R15 tires with 15-inch full wheel covers ☑01



185/65R14 tires with 14-inch full wheel covers ☑02



195/60R15 tires with 15-inch light wheels ☑03



185/65R14 tires with 14-inch light alloy wheels ☑04



Height-adjustable front seatbelt anchors ☑05



Rear 3-point ELR seatbelt and 2-point center lapbelt ☑06



High-mount stop lamp ☑07



Engine immobilizer ☑08



Front fog lamps ☑09



Front airdam ☑10



Side airdams ☑11



Rear airdam ☑12



Rear spoiler with high-mount stop lamp ☑13



Color-keyed power door mirrors ☑14



Color-keyed outer door handles ☑15



Note: Some equipment may vary in appearance or availability according to market. Please consult your local dealer/distributor for more detailed information.

Chrome-plated outer door handles 16



Color-keyed side protector moldings 17



Front and rear mudguards 18



Floor console box with cloth covered lid 30



Vanity mirror with lid and ticket holder for sunvisors 31



Retractable assist grips 32



3-spoke leather-wrapped steering wheel 19



Leather-wrapped gearshift knob and parking brake lever (CVT) 20



Leather-wrapped gearshift knob and parking brake lever (5MT) 20



Manually controlled air conditioner 33



Keyless entry system 34



Power windows 35



20  
21

Tilt-adjustable steering column 21



Black-lit meters and gauges with tachometer and rheostat 22



Aluminum pedals 23



Power tilt and sliding sunroof with anti-trapping function 36



AM/FM radio, 6-CD player and cassette player 37



AM/FM and cassette player 38



Driver's seat manual height adjuster 24



Rear center armrest with cup holders 25



Black wood-print accent panels (instrument panel) 26



Roof antenna 39



Halogen headlamps with black bezels 40



Rear combination lamps with clear lenses 41



Dark argnet accent panels (instrument panel) 27



Chrome-plated inner door handles 28



Front cup holders on floor console 29



Dark titanium-colored accent panels (instrument panel) 42



Dark titanium-colored accent panels (floor console) 42



Note: Some equipment may vary in appearance or availability according to market. CDs and cups shown are used for illustration purpose only. Please consult your local dealer/distributor for more detailed information.

Note: Some equipment may vary in appearance or availability according to market. Ball shown is used for illustration purpose only. Please consult your local dealer/distributor for more detailed information.

## Exterior & Interior Colors

### BODY COLORS



### SEAT MATERIALS & COLORS



### EXTERIOR & INTERIOR COLOR COMBINATIONS

| Model                           | 1600GLX/1300GLX              |                                  | 1300GL                 |
|---------------------------------|------------------------------|----------------------------------|------------------------|
|                                 | Optional Luxury Gray Package | Optional Elegance Beige Package* |                        |
| White Solid [W37]               | High-grade Fabric [Gray]     | Leather [Gray]                   | Standard Fabric [Gray] |
| Cool Silver Metallic [A31]      |                              |                                  |                        |
| Warm Silver Metallic [A17]      |                              |                                  |                        |
| Wine Red Metallic [R20]         |                              |                                  |                        |
| Medium Purplish Gray Mica [A39] |                              |                                  |                        |
| Deep Blue Mica [T54]            |                              |                                  |                        |
| Black Mica [X42]                |                              |                                  |                        |

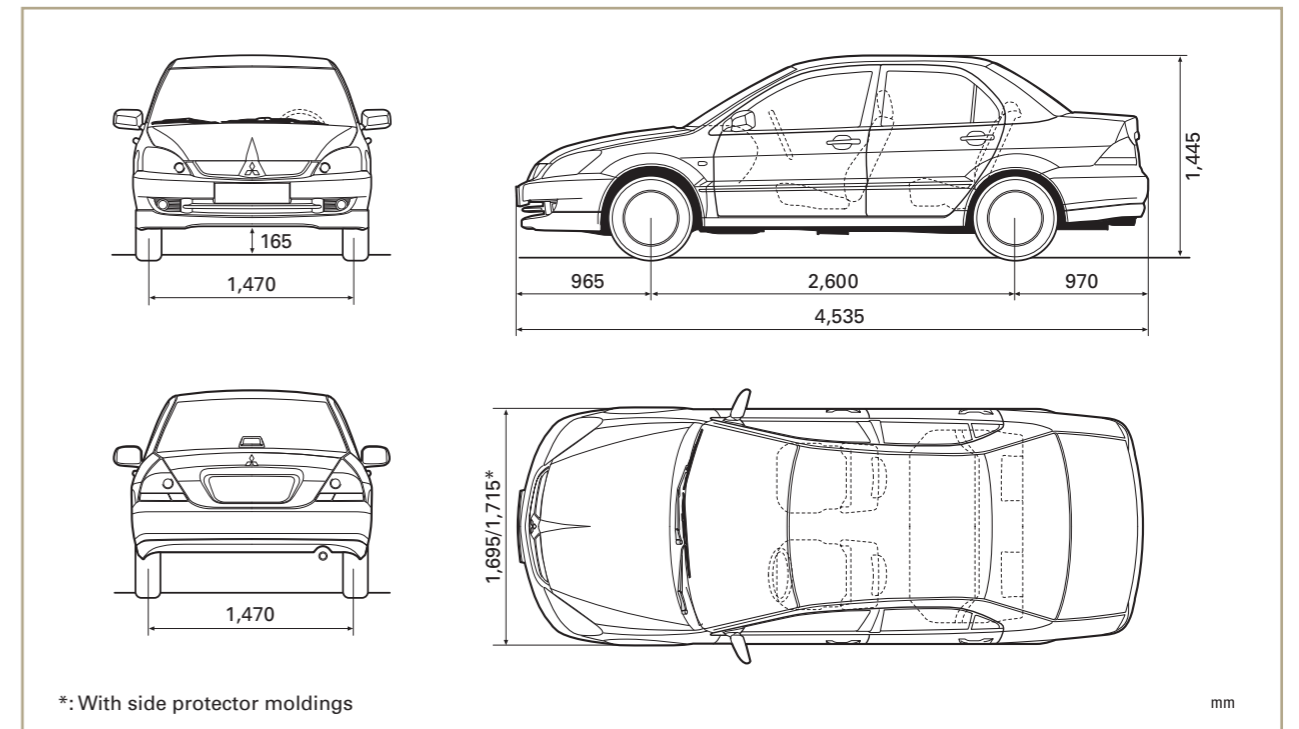
\*Not available for 1300GLX RHD models  
Note: Colors shown may differ slightly from actual colors due to printing process. Please consult your dealer/distributor for actual colors.

## Specifications

| MODEL                         | Drive system                           | 2WD   |   |                             |                                |                             |                             |
|-------------------------------|--|---|---|-----------------------------|--------------------------------|-----------------------------|-----------------------------|
|                               |  | 1.6 SOHC  |   |                             | 1.3 SOHC                       |                             |                             |
| Engine                        |  | GLX   |   |                             | GL                             |                             |                             |
| Price class                   |  | GLX   |   |                             | GL                             |                             |                             |
| Model code                    | LHD/RHD                                | CS3ASNJEL/R<br>CS3ASNJEQR*2<br>CS3ASNJEBL/R*3                       | CS3ASTJEL/R<br>CS3ASTJEQR*2<br>CS3ASTJEBL*3 | CS1ASNJEL/R<br>CS1ASNJEBL*3 | CS1ASRJEL/R                    | CS1ASNDEL/R<br>CS1ASNDEBL*3 | CS1ASRDEL<br>CS1ASRDEBL*3   |
| <b>DIMENSIONS AND WEIGHTS</b> | Overall length                         | 4,535   |   |                             |                                |                             |                             |
|                               | Overall width                          | 1,695 (1,715 with side protector moldings)                          |   |                             |                                |                             |                             |
|                               | Overall height                         | 1,445   |   |                             |                                |                             |                             |
|                               | Wheelbase                              | 2,600   |   |                             |                                |                             |                             |
|                               | Ground clearance                       | 165   |   |                             |                                |                             |                             |
|                               | Curb weight                            | 1,115   | 1,140                                       | 1,085                       | 1,100                          | 1,070                       | 1,085                       |
|                               | Gross vehicle weight                   | 1,600   |   |                             |                                |                             |                             |
|                               | Seating capacity                       | 5   |   |                             |                                |                             |                             |
| <b>PERFORMANCE</b>            | Max. speed*1                           | 180   | 170   | 175                         | 165                            | 175                         | 165                         |
|                               | Min. turning radius                    | 5.0   |   |                             | 4.9                            |                             |                             |
| <b>ENGINE</b>                 | Type (code)                            | 1.6-liter 16-valve SOHC (4G18)                                      |   |                             | 1.3-liter 16-valve SOHC (4G13) |                             |                             |
|                               | Displacement                           | 1,584   |   |                             | 1,299                          |                             |                             |
|                               | Max. output (EEC net) kW (PS) / rpm    | 77(105) / 6,000   |   |                             | 65 (88) / 6,000                |                             |                             |
|                               | Max. torque (EEC net) N-m (kg-m) / rpm | 138(14.1) / 4,500   |   |                             | 112(11.4) / 4,500              |                             |                             |
| <b>FUEL SYSTEM</b>            | Fuel supply equipment                  | ECI-MULTI (Electronic Controlled Injection - Multi Point Injection) |   |                             |                                |                             |                             |
|                               | Fuel tank capacity                     | Liters 50   |   |                             |                                |                             |                             |
| <b>TRANSMISSION</b>           | Type                                   | 5-speed manual  | INVECS-III CVT                              | 5-speed manual              | INVECS-II 4-speed automatic    | 5-speed manual              | INVECS-II 4-speed automatic |
|                               | Steering                               | Rack-and-pinion power assisted                                      |   |                             |                                |                             |                             |
| <b>SUSPENSIONS</b>            | Front                                  | MacPherson strut, coil springs with stabilizer bar                  |   |                             |                                |                             |                             |
|                               | Rear                                   | Multi-link with stabilizer bar                                      |   |                             | Multi-link                     |                             |                             |
| <b>BRAKES</b>                 | Front                                  | Ventilated discs  |   |                             |                                |                             |                             |
|                               | Rear                                   | Leading and trailing drums  |   |                             |                                |                             |                             |
| <b>TIRES</b>                  | Front and rear                         | 195/60R15   |   |                             | 185/65R14                      |                             |                             |

\*1: Measured by Mitsubishi Motors Corporation. \*2: Euro-2 emission regulation models \*3: Leaded models  
Note: These specification are subject to change without notice. Please consult your local dealer/distributor for more detailed information.

### Dimensional Views



\*: With side protector moldings

mm



The paper used in this catalogue has been certified by the FSC (Forest Stewardship Council) as having been produced through a 'chain of custody' system of forestry management, tracking and production oversight that ensures responsible consideration for the earth's ecosystem. Mitsubishi Motors has adopted the combined use of FSC-certified paper and recycled paper in our efforts to reduce CO<sub>2</sub> emissions and promote more efficient use of natural resources. In this way, we hope to contribute to greater protection of the environment.